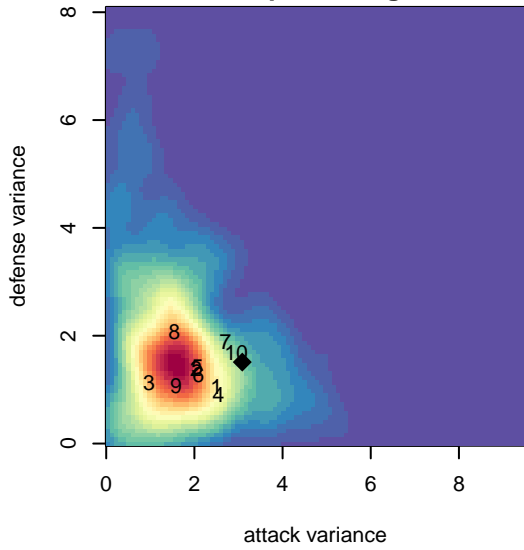
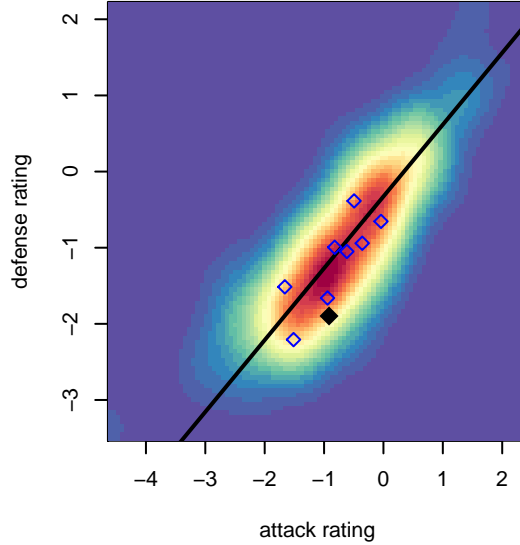


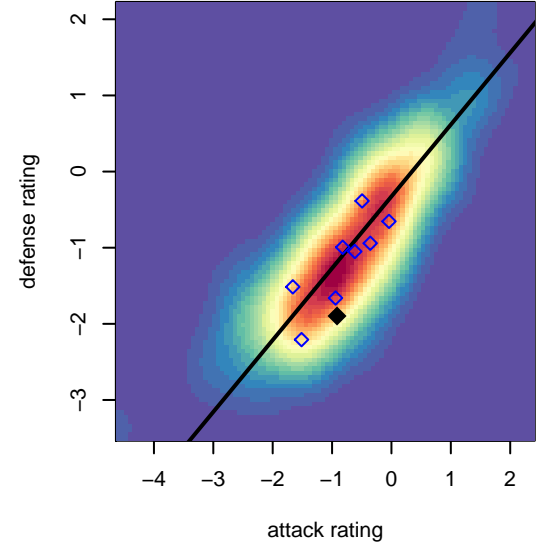
**attack and defense variance (black dot)
relative to other teams
and top 10 in region**



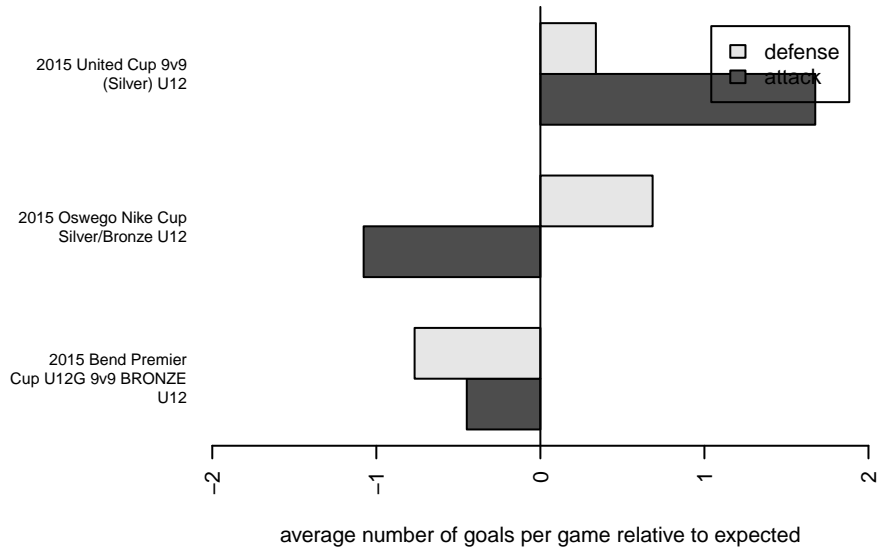
**attack and defense rating
relative to others at age
and all opponents in last 13 months**



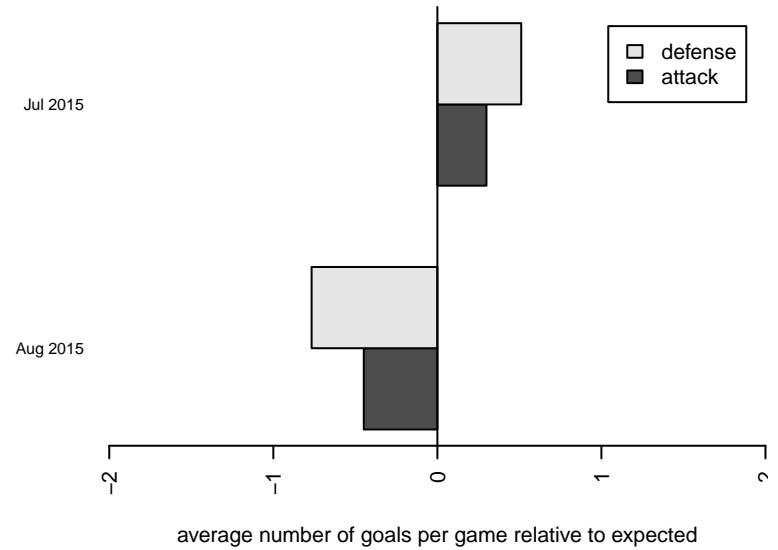
**attack and defense rating
relative to others at age
and all opponents in last 13 months**



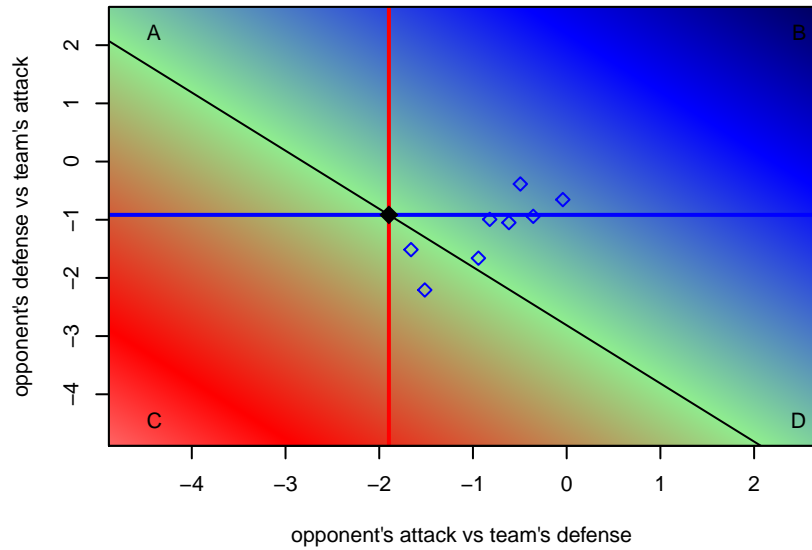
Performance relative to 13 month average



Performance relative to 13 month average



Distribution of opponents
 Red = Lose zone, Blue = Win zone, Green = Even
 Black line separates win/lose zones



lot. A=Neither has attack advantage, B=Opponent has both attack and defense advantage, C=Opponent has both attack and defense disadvantage, D=Both have

ate	home		away		venue	pred.home	pred.av
-08-09	Washington Timbers Forest G03	6	THUSC Radium G03	0	2015 Bend Premier Cup U12G 9v9 BRONZE U1	4.45	0.88
-08-08	THUSC Radium G03	1	CSC Storm White G03	1	2015 Bend Premier Cup U12G 9v9 BRONZE U1	3.80	1.44
-08-08	Pelada FA Alianza G03	3	THUSC Radium G03	4	2015 Bend Premier Cup U12G 9v9 BRONZE U1	2.60	2.24
-08-07	THUSC Radium G03	1	Washington Timbers Forest G03	6	2015 Bend Premier Cup U12G 9v9 BRONZE U1	0.88	4.45
-07-25	THUSC Radium G03	1	Capital FC Timbers Black G03	2	2015 Oswego Nike Cup Silver/Bronze U12	1.77	1.22
-07-24	NEU PDX Blue G03	1	THUSC Radium G03	0	2015 Oswego Nike Cup Silver/Bronze U12	2.29	0.99
-07-24	Crossfire OR LOSC Menace G03	2	THUSC Radium G03	0	2015 Oswego Nike Cup Silver/Bronze U12	3.54	1.47
-07-11	Crossfire OR WUSC Juventus -Unk G03	2	THUSC Radium G03	1	2015 United Cup 9v9 (Silver) U12	3.85	0.63
-07-11	THUSC Radium G03	3	Crossfire OR LOSC Menace G03	4	2015 United Cup 9v9 (Silver) U12	1.47	3.54
-07-10	THUSC Radium G03	4	THUSC Selenium 3 G03	7	2015 United Cup 9v9 (Silver) U12	0.87	6.62